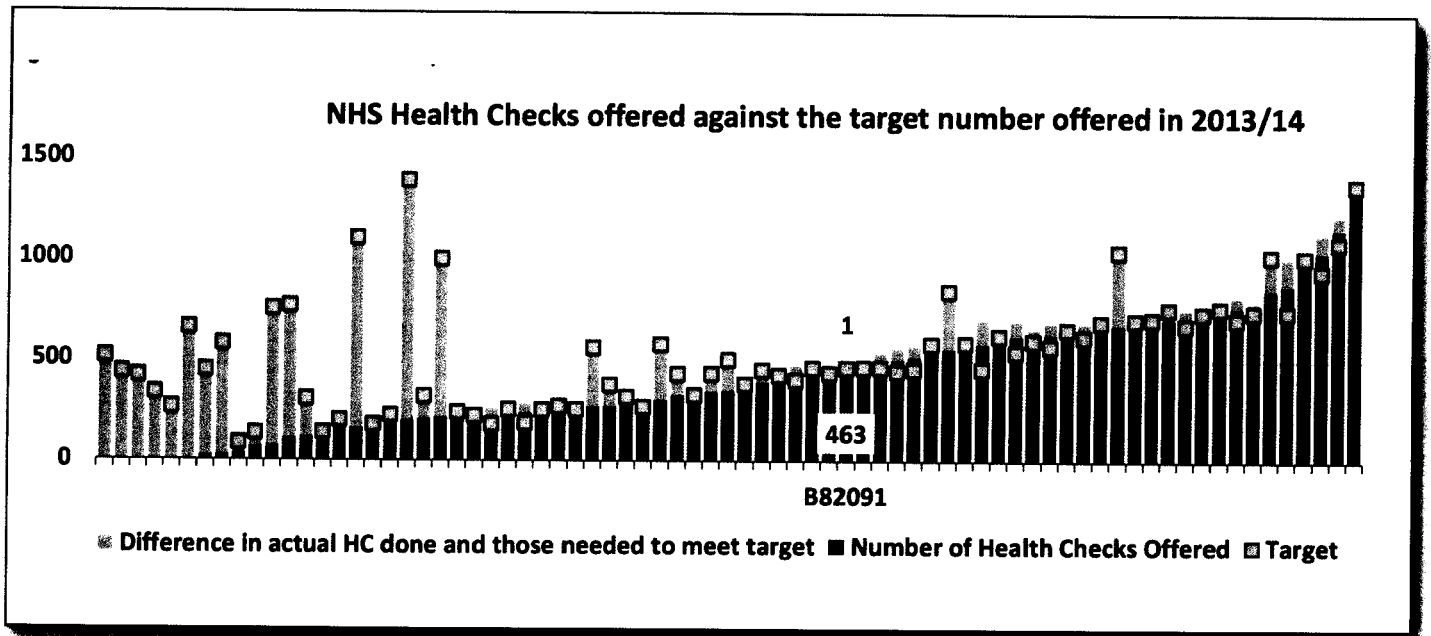


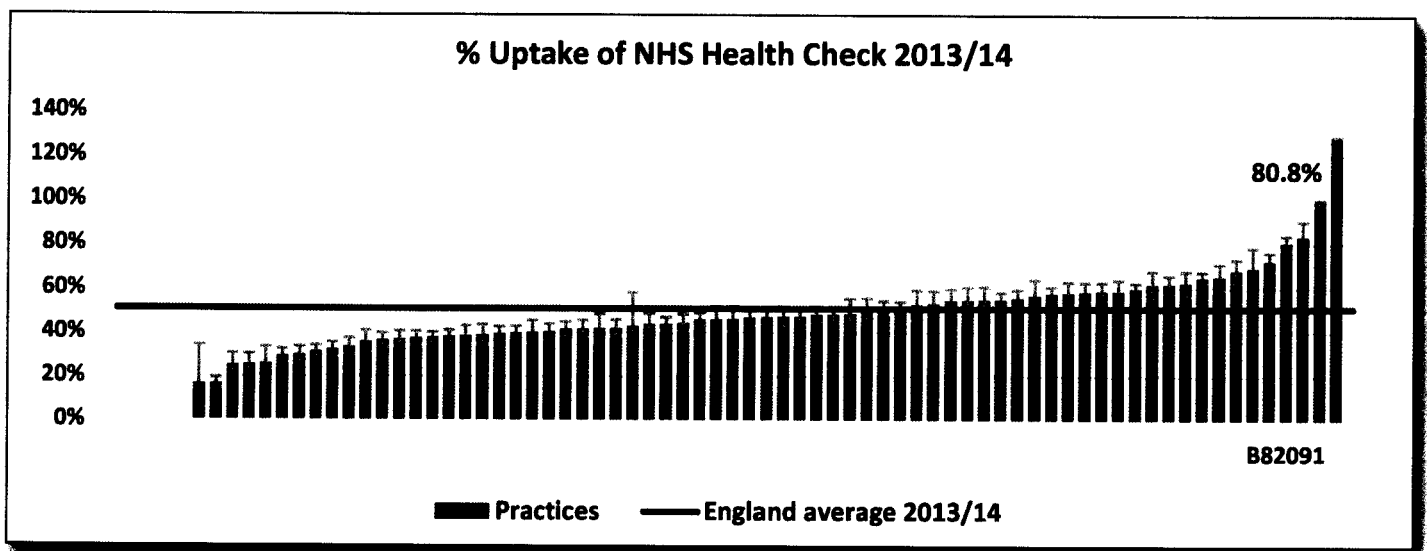
North Yorkshire NHS Health Check

Figure 1: Offered NHS Health Checks 2013/14



The number of NHS Health Checks offered in 2013/14 Park Parade Surgery is higher than the target for this practice.

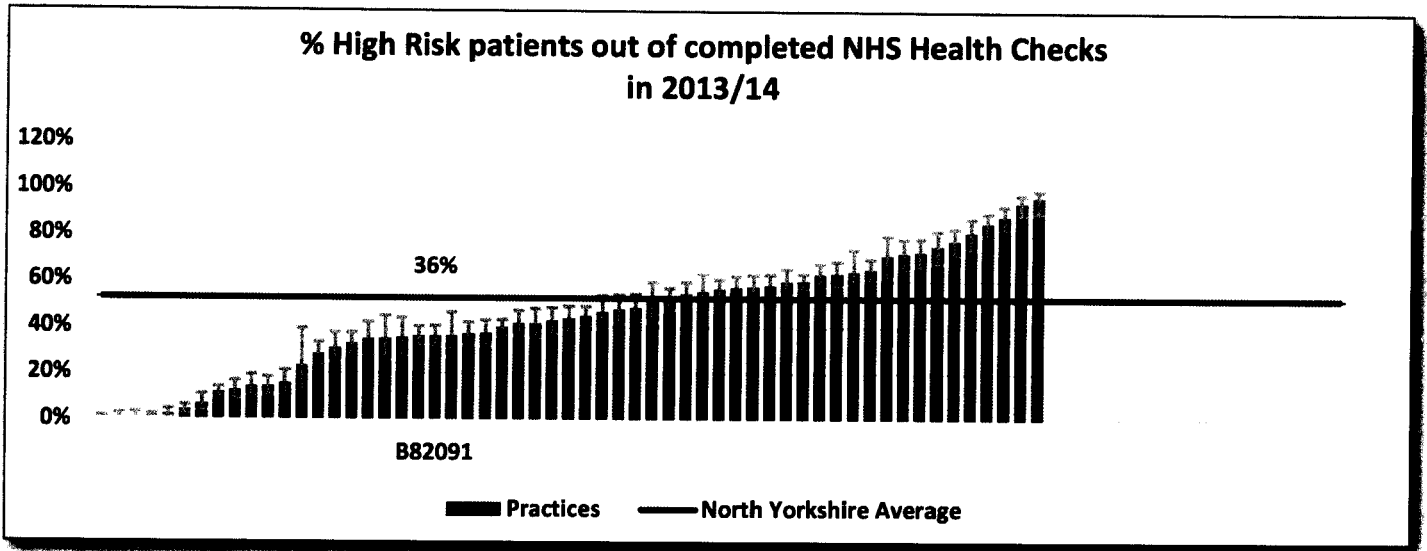
Figure 2: % Uptake of NHS Health Check for those invited 2013/14



For % uptake of NHS Health Check offered in 2013/14 Park Parade Surgery is higher than the England average.

Individual Practice Report

Figure 3: % High Risk patients out of completed NHS Health Checks in 2013/14



The proportion of people identified as high risk out of those who had a NHS Health Check in 2013/14 for Park Parade Surgery is lower than the North Yorkshire average.

The number of people eligible for a NHS Health Check at Park Parade Surgery practice in 2014/15 is 2309. A 20% target of this figure equates to 462 people.

The percentage of people identified as being high risk is likely to be a result of either; the practice targeting the programme at patients with the highest need and risk of CVD. Or, if the percentage is low this may be result of the practice population having a lower CVD risk or that more emphasis needs to be placed on getting the higher risk patients to attend the NHS Health Check.

Table 1: % Income from NHS Health Check 2013/14 and potential income if practice meets 100% invite target and 66% uptake rate

	Income from NHS Health Checks 2013/14	Income from NHS Health Checks if invite target and national uptake target of 66% where met	Lost income by not meeting the invite target or national uptake target	Number of additional NHS Health Checks needed to meet the national uptake rate
Park Parade Surgery	£9,137.00	£7,718.15	Practice currently exceeds targets	0